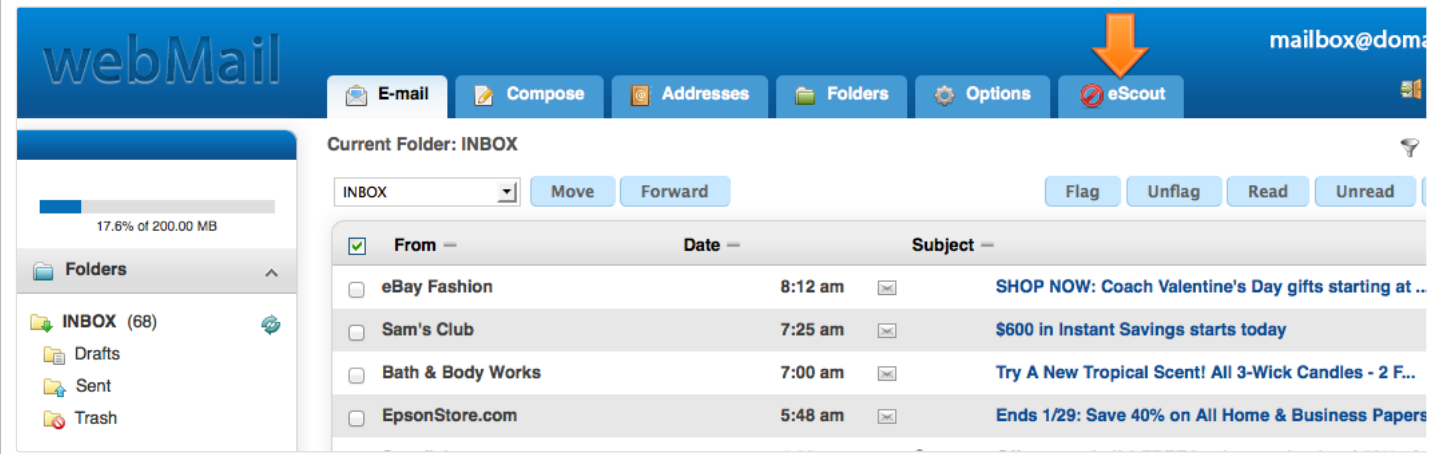


Accessing your eScout quarantined mail and settings

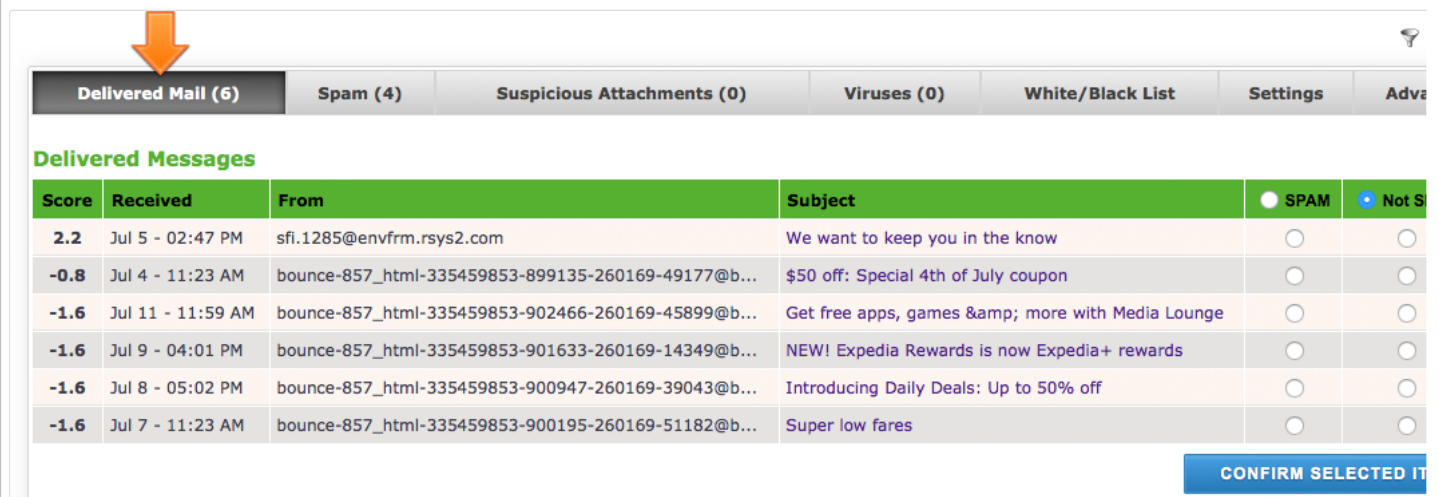
To access your eScout mail quarantine, please login to your Webmail at <https://webmail.domain.com> and click on the eScout tab. Once there, you will see options to view and manage spam quarantine as well as change your mail filtering settings.



The screenshot shows the webMail interface. At the top, there are navigation tabs: E-mail, Compose, Addresses, Folders, Options, and eScout. An orange arrow points to the eScout tab. Below the tabs, the current folder is INBOX. On the left, there is a sidebar with a progress bar (17.6% of 200.00 MB) and a Folders list containing INBOX (68), Drafts, Sent, and Trash. The main area displays a list of emails with columns for From, Date, and Subject. The first few emails are from eBay Fashion, Sam's Club, Bath & Body Works, and EpsonStore.com.

Suspected Spam / Suspicious Attachments / Viruses

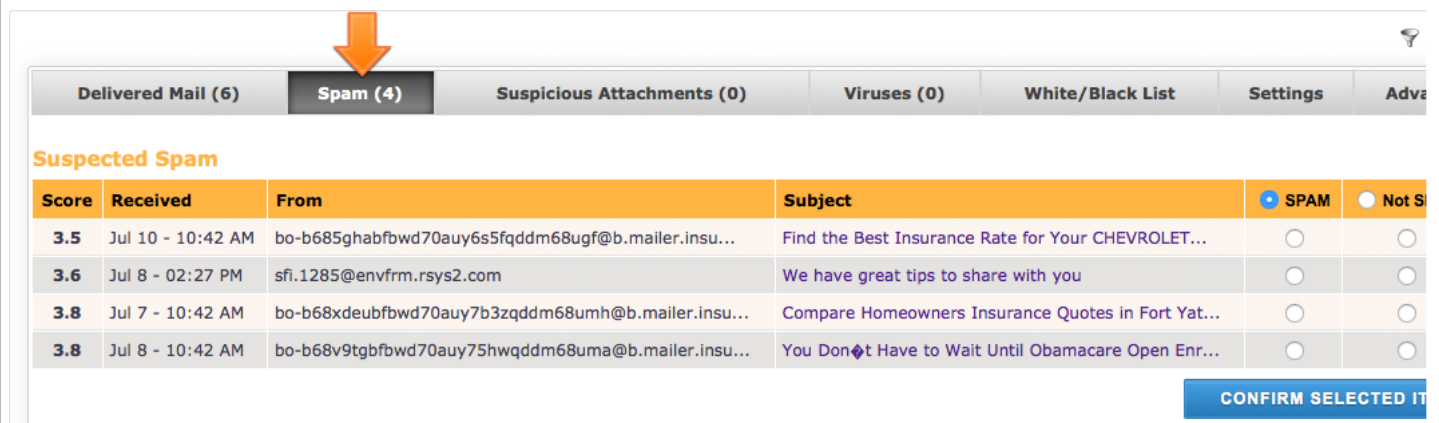
The first four tabs of the eScout panel hold your suspected delivered messages, spam messages, messages with suspicious file attachments, and known viruses. eScout is a learning system that improves its accuracy over time, and one way to help train it is by confirming known good mail, known SPAM/Virus messages or rescuing email that has been quarantined incorrectly. When an email is confirmed as SPAM, it is immediately delivered to your Inbox. When an email is confirmed as SPAM, it is learned and removed from eScout.



The screenshot shows the eScout interface with the Delivered Mail (6) tab selected. Below the tabs, there is a table of Delivered Messages. The table has columns for Score, Received, From, Subject, SPAM, and Not SPAM. The messages listed are from various sources, including sfi.1285@envfrm.rsys2.com and bounce-857_html-335459853-899135-260169-49177@b....

Score	Received	From	Subject	SPAM	Not SPAM
2.2	Jul 5 - 02:47 PM	sfi.1285@envfrm.rsys2.com	We want to keep you in the know	<input type="radio"/>	<input type="radio"/>
-0.8	Jul 4 - 11:23 AM	bounce-857_html-335459853-899135-260169-49177@b...	\$50 off: Special 4th of July coupon	<input type="radio"/>	<input type="radio"/>
-1.6	Jul 11 - 11:59 AM	bounce-857_html-335459853-902466-260169-45899@b...	Get free apps, games & more with Media Lounge	<input type="radio"/>	<input type="radio"/>
-1.6	Jul 9 - 04:01 PM	bounce-857_html-335459853-901633-260169-14349@b...	NEW! Expedia Rewards is now Expedia+ rewards	<input type="radio"/>	<input type="radio"/>
-1.6	Jul 8 - 05:02 PM	bounce-857_html-335459853-900947-260169-39043@b...	Introducing Daily Deals: Up to 50% off	<input type="radio"/>	<input type="radio"/>
-1.6	Jul 7 - 11:23 AM	bounce-857_html-335459853-900195-260169-51182@b...	Super low fares	<input type="radio"/>	<input type="radio"/>

CONFIRM SELECTED IT



The screenshot shows the eScout interface with the Spam (4) tab selected. Below the tabs, there is a table of Suspected Spam. The table has columns for Score, Received, From, Subject, SPAM, and Not SPAM. The messages listed are from bo-b685ghabfbwd70auy6s5fqddm68ugf@b.mailer.insu... and sfi.1285@envfrm.rsys2.com.

Score	Received	From	Subject	SPAM	Not SPAM
3.5	Jul 10 - 10:42 AM	bo-b685ghabfbwd70auy6s5fqddm68ugf@b.mailer.insu...	Find the Best Insurance Rate for Your CHEVROLET...	<input type="radio"/>	<input type="radio"/>
3.6	Jul 8 - 02:27 PM	sfi.1285@envfrm.rsys2.com	We have great tips to share with you	<input type="radio"/>	<input type="radio"/>
3.8	Jul 7 - 10:42 AM	bo-b68xdeubfbwd70auy7b3zqddm68umh@b.mailer.insu...	Compare Homeowners Insurance Quotes in Fort Yat...	<input type="radio"/>	<input type="radio"/>
3.8	Jul 8 - 10:42 AM	bo-b68v9tgbfbwd70auy75hwqddm68uma@b.mailer.insu...	You Don't Have to Wait Until Obamacare Open Enr...	<input type="radio"/>	<input type="radio"/>

CONFIRM SELECTED IT

The first screenshot shows a navigation bar with tabs: Delivered Mail (6), Spam (4), Suspicious Attachments (0), Viruses (0), White/Black List, Settings, and Adva. The 'Suspicious Attachments (0)' tab is highlighted, and an orange arrow points to it. Below the bar, the text 'Suspicious Attachments' is displayed in purple, followed by 'No messages'.

The second screenshot shows the same navigation bar, but the 'Viruses (0)' tab is highlighted, and an orange arrow points to it. Below the bar, the text 'Viruses/Malware' is displayed in red, followed by 'No messages'.

Editing White/Black Lists

If you are experiencing repeat problems with known domains or senders, you can add them to your white list to ensure that all messages are promptly delivered to your Inbox. You can add complete email addresses, or partial matches, i.e. @domain.com. The same holds true for adding senders/domains to the black list to ensure that no messages from these sources reach your Inbox.

The screenshot shows the 'White/Black List' settings page. At the top, a navigation bar has 'White/Black List' highlighted with an orange arrow. Below the bar, a red message states 'The address has been added.' Below this is a form with the following fields:

- E-mail address to add (wildcards: * and ?): [input field]
- List to add to:
 - Whitelist
 - Blacklist
- [ADD TO LIST button]

Below the form is a table of existing addresses:

Address	Whitelist	Blacklist	Remove
badtest@badtest.com	<input type="radio"/>	<input checked="" type="radio"/>	<input type="radio"/>
test@test.com	<input checked="" type="radio"/>	<input type="radio"/>	<input type="radio"/>

[UPDATE button]

Accessing and modifying settings

eScout filtering strength is automatically preset to a moderate level. You can, however, adjust the SPAM protection levels to your preferences.



- Delivered Mail (6)
- Spam (4)
- Suspicious Attachments (0)
- Viruses (0)
- White/Black List
- Settings
- Adva

Current SPAM Protection

Choose one of the below settings to increase or decrease the aggressiveness of your e-Scout quarantine. High settings are perfectly safe. You may occasionally encounter a legitimate message quarantined by mistake. Simply rescue the quarantined message to tell e-Scout that mail from this sender is legitimate; e-Scout will deliver the message and remember your choice when scanning future messages.

Off
 Low (Blocks the least SPAM)
 Medium (Balanced)
 High (Blocks the most SPAM)

4 SPAM items blocked for You	0 Viruses blocked for You
1085726 Spam items blocked systemwide	1851 Viruses blocked systemwide

[CHANGE LEVEL](#)

Changing advanced options

You can adjust eScout advanced options to be reminded of your quarantined email, or to receive a periodical digest of eScout's filtering activity.



- Delivered Mail (6)
- Spam (4)
- Suspicious Attachments (0)
- Viruses (0)
- White/Black List
- Settings
- Adva

E-mail Addresses

Primary Address	mailbox@domain.com
------------------------	------------------------------------

Miscellaneous Settings

Send quarantine reminder e-mail?	<input type="radio"/> Yes <input checked="" type="radio"/> No
Add senders of rescued mail to your whitelist?	<input checked="" type="radio"/> Yes <input type="radio"/> No
Mail items to be displayed on each page?	<input type="text" value="50"/>
Email Digest interval?	<input type="text" value="Current (0)"/> v

[UPDATE ADVANCED SETTINGS](#)