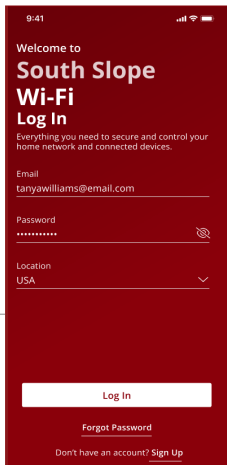


Get Started with the App

The app allows you to easily manage your home or small business Wi-Fi network within minutes. Download the app and take control of your Wi-Fi network today!

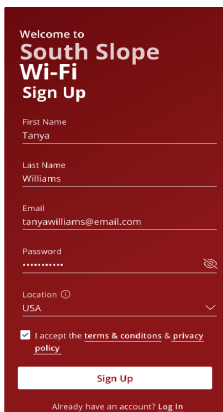
- 1 Download the app. You can search either the Apple App Store or Google Play Store for **South Slope Wi-Fi** then install it on your mobile device.



A screenshot of the 'Log In' screen of the South Slope Wi-Fi app. The screen has a dark blue background with white text. At the top, it says 'Welcome to South Slope Wi-Fi Log In'. Below this, there is a description: 'Everything you need to secure and control your home network and connected devices.' There are three input fields: 'Email' with the value 'tanyawilliams@email.com', 'Password' with masked characters '*****', and 'Location' with a dropdown menu showing 'USA'. At the bottom, there is a white 'Log In' button, a link for 'Forgot Password', and a link for 'Don't have an account? Sign Up'.




- 2 Select **SIGN UP** towards the bottom of the screen.



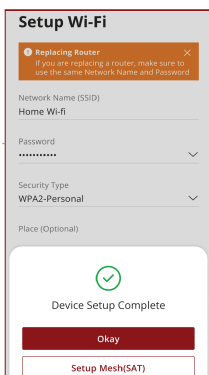
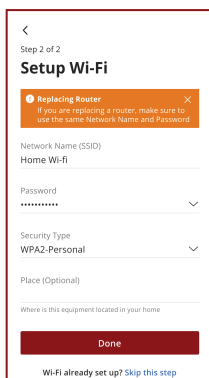
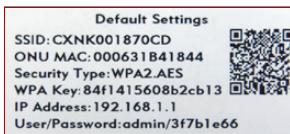
A screenshot of the 'Sign Up' screen of the South Slope Wi-Fi app. The screen has a dark blue background with white text. At the top, it says 'Welcome to South Slope Wi-Fi Sign Up'. There are four input fields: 'First Name' with the value 'Tanya', 'Last Name' with the value 'Williams', 'Email' with the value 'tanyawilliams@email.com', and 'Password' with masked characters '*****'. There is also a 'Location' dropdown menu showing 'USA'. At the bottom, there is a checkbox labeled 'I accept the terms & conditons & privacy policy' (note the typo in the image), a white 'Sign Up' button, and a link for 'Already have an account? Log In'.

- 3 Enter your personal information. The password you enter here will be used to access the app.

4 Select **Yes** to continue.



5 Tap the QR code that appears within the app. (You will be asked to allow access your camera.) Point your camera at the QR Code found on the bottom of your GigaSpire BLAST System, or on the side of your GigaCenter, (example shown below). Select **OK**.



6 Tap the **Click here to skip** text since your Wi-Fi is already working.

Click Submit and you're done!

Need help?

Contact Us:
319-626-2211
southslope.com



SOUTH SLOPE